



### District Report Card: 2017


<b>State:</b> Assam	<b>District:</b> Chirang
<b>Class:</b> 8	<b>Subject:</b> Language
<b>Schools:</b> 40	<b>Students:</b> 1015


### Participation/Coverage


#### Students

<div>GENDER</div> <div></div>	Boys				Girls			
	Number		%		Number		%	
	508		50.05		507		49.95	

<div>AREA</div> <div></div>	Rural				Urban			
	Number		%		Number		%	
	877		86.40		138		13.60	

<div>CATEGORY</div> <div></div>	SC		ST		OBC		GEN	
	Number	%	Number	%	Number	%	Number	%
	92	9.06	233	22.96	335	33.00	355	34.98

<div>CWSN</div> <div></div>	LD	VI	HI	S&LD	ID	Oth
	1	0	1	1	0	0

<div>Management</div> <div></div>	Government			Government-aided		
	Number		%	Number		%
	884		87.09	131		12.91

### Average Performance of Students in Language (%)

Overall	Gender		Area		Management		Social Group			
	Male	Female	Rural	Urban	Govt.	Aided	SC	ST	OBC	GEN
50.41	50.14	50.68	49.45	56.52	50.81	47.74	52.10	47.98	46.63	55.14

### Performance on Learning Outcomes (LOs)

Learning Outcomes	Description	Average Performance(%)
L813	Read textual/non-textual materials with comprehension and identifies the details, characters, main idea and sequence of ideas and events while reading	50.41

Range of Performance of Students who Answered Correctly							
Below 30%		30% - 50%		50% - 75%		Above 75%	
Number	%	Number	%	Number	%	Number	%
163	16.06	330	32.51	446	43.94	76	7.49

### Lowest Performing Learning Outcomes (LOs)

1 - Read textual/non-textual materials with comprehension and identifies the details, characters, main idea and sequence of ideas and events while reading (50.41)